

Where do I go for HELP?

- There are several options to receive help with Desire2Learn.
- Contact your instructor for any **class related** issues.

For help with your **username**, **password**, or technical support issues:

- Visit the Academic Support Center on the 3rd floor of the Library Building. Their hours of operation are:

8:00 AM to 8:00 PM
Monday – Thursday

8:00 AM to 5:00 PM
Friday

10:00 AM to 2:00 PM
Saturday

2:00 PM to 6:00 PM
Sunday

- Visit our online support center at <https://d2lhelp.view.usg.edu/>
- Contact our 24 hour Desire2Learn Help Center at **(855) 772-0423**
- Watch our video demonstrations on how to log-in and other tips on YouTube.

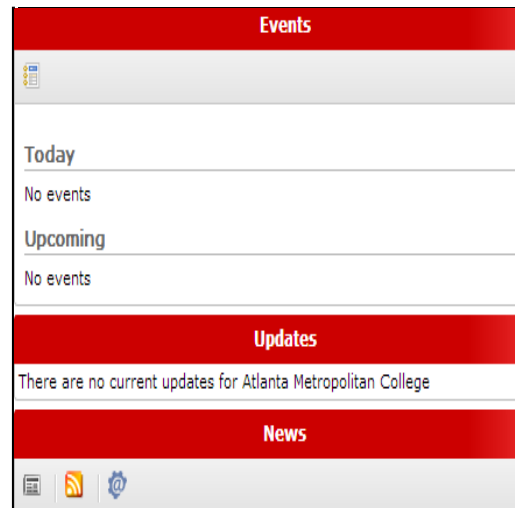
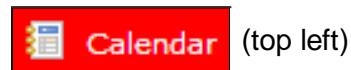


www.youtube.com/atlantamet

Navigate Desire2Learn

Updates/News/Events/Calendar

- Events, Updates, Calendar** and **News** located on the *My Home* page pertain to college wide announcements.
- Events, Updates, Calendar** and **News** located on the *My Course* page will be within an individual Course Home and will pertain to announcements created by the instructor for that particular course.



Student Orientation



To access Desire2Learn go to:

<https://atlm.view.usg.edu>



University System of Georgia

How to Log-In

Open a web browser (Internet Explorer, Google Chrome, or Mozilla Firefox) and go to <https://atlm.view.usg.edu>

Username & Password

- If you previously used GeorgiaView, your username and password have **NOT** changed.
- Your D2L **username** is the first part of your ATLM e-mail address before the @ sign (**username**@ginger.atlm.edu). If you do not know your ATLM e-mail address, log-in to the Student Portal (Banner) to locate your e-mail address.
- Your **password** is your first initial in caps and your initial in lowercase and your 8-digit birth date (MMDDYYYY) unless you have changed it.
- If you have problems logging in, please refer to the “**Where do I go for help?**” section of this brochure.

Availability of Classes

- Classes are added a week before the semester starts and updated every 48 hours throughout the add/drop registration period. Please wait **at least 48 hours after registering for a course** before you contact Technical Support.
- Some classes may not be available until the first day of class or until your instructor "releases" it.



What is it?

- **D2L** is the new Learning Management System (LMS) that provides “anytime, anywhere” access to your course and materials such as:
 - Syllabi
 - Multi-media files
 - Electronic dropboxes
 - Online quizzes
 - E-mail
 - Grades
 - Student progress reports and
 - Project files.
- There are many tools that **D2L** offers, but keep in mind that each class is customized by the instructor and therefore certain instructors may utilize some tools and not others.
- **All** online and/or hybrid classes at Atlanta Metropolitan State College are taught via D2L.

Software

- Most likely, you will not have to download any software.
- Desire2Learn uses free software that is installed on most computers.
- To ensure your computer can run Desire2Learn, use the **System Check** link located in the middle section of the Desire2Learn homepage at <https://atlm.view.usg.edu>

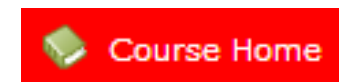
Navigate Desire2Learn

My Home vs. Course Home

- After you log-in to D2L, you will be in the **My Home** section.



- Here you will see the **My Settings** pane to your left, the **My Courses** panes in the middle, and the **Events, Updates, and News** panes to your right (this may vary based on instructor preference).
- If you click on a course listed in the **My Courses** section, you are taken to the **Course Home**, which like **My Home**, contains tools that are unique to that course.



- In **Course Home**, you will see the **Calendar and News** pane to your left, the **Content Browser** in the middle, and the **Events and Updates** panes to your right (this may vary based on instructor preference).
- If you want to access a different course, click **My Home** on the top left of D2L.